



KARI PKL

A watertight multi-pin connector

Manual

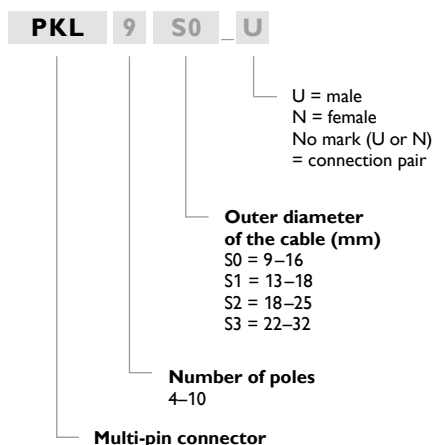


Watertight and reliable – The KARI PKL pump-cable connector

The KARI PKL is a watertight and reliable cable connector designed for submersible pumps. It helps to create considerable savings on pump maintenance costs. Thanks to the KARI PKL's design, the pump can be disconnected and reconnected without any need for an electrician. The KARI PKL is a one-off investment that costs only about the same amount as a single disconnection and reconnection operation carried out by a qualified electrician.

ORDER CODE

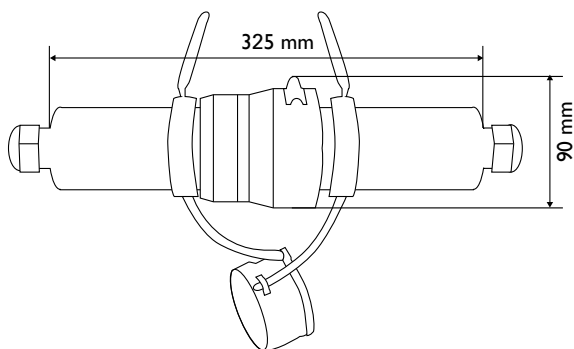
Example: PKL9S0_U



TECHNICAL INFORMATION

Voltage	750 V AC
Current	9 × 25 A + earth
Number of poles	4 ... 10
Protection class	IP67
Casing material	plastic
Core material	brass, stainless steel
Operating temperature	-40 ... +40 °C
Length of connection pair	390 ... 450 mm
Max. outer diameter	86 mm
Max. weight	1.1 kg

DIMENSIONS



SWITCHING INSTRUCTIONS

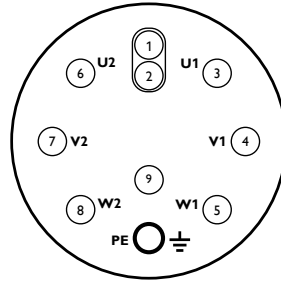
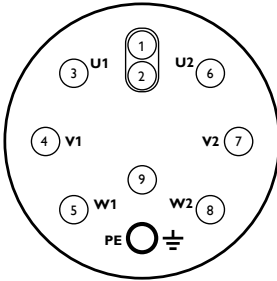
SOCKET (FEMALE)

Viewed from the switching side of the wires,
i.e. the incoming direction of the cable.

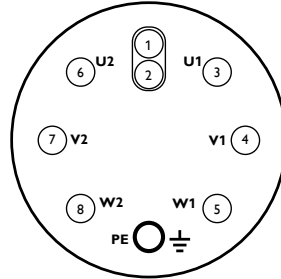
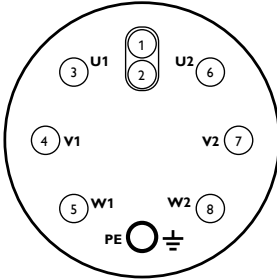
PLUG (MALE)

Viewed from the switching side of the wires,
i.e. the incoming direction of the cable.

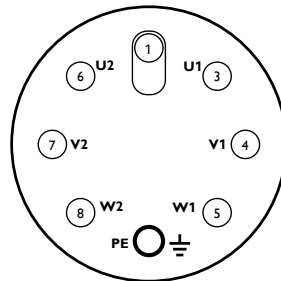
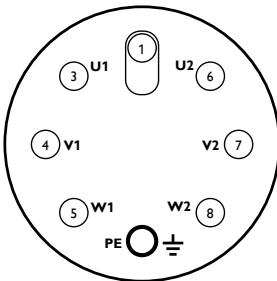
10 POLES



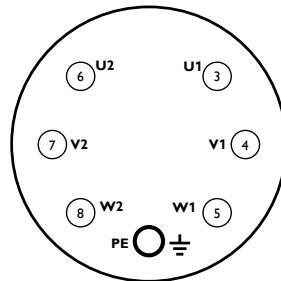
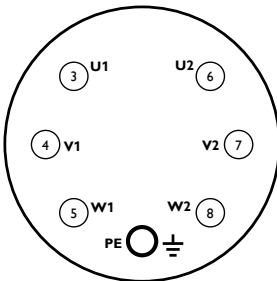
9 POLES



8 POLES



7 POLES



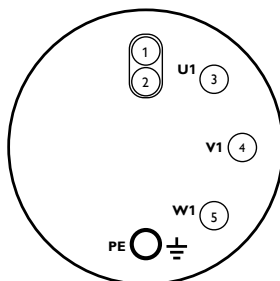
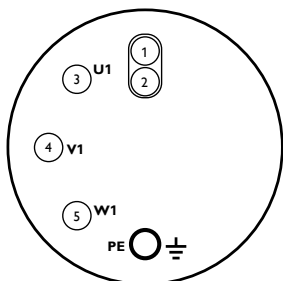
SOCKET (FEMALE)

Viewed from the switching side of the wires,
i.e. the incoming direction of the cable.

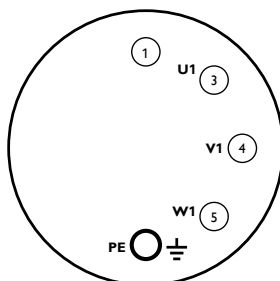
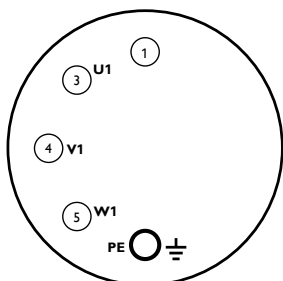
PLUG (MALE)

Viewed from the switching side of the wires,
i.e. the incoming direction of the cable.

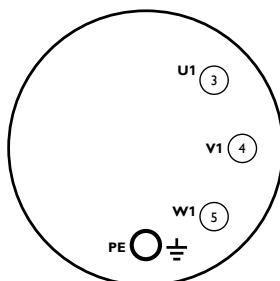
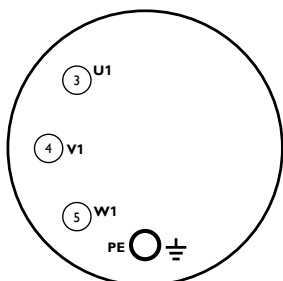
6 POLES



5 POLES



4 POLES



THE CASING COLOURS



4-8 poles



9-10 poles

A QUALITY FINNISH PRODUCT

Quality control for the KARI PKL multi-pin connector is
based on an ISO 9001 certified quality management system.



INSTALLATION

The KARI PKL is fitted to a cable connecting the pump to a switchboard. The only information you need to know when ordering the connector is the cable's outer diameter (S0, S1, S2 or S3). This is enough to ensure the correct bushing size. The correct length of the connector is 325 mm, excluding the length of the bushings.

- Ø = 9–32 mm
- S0 = 9–16
- S1 = 13–18
- S2 = 18–25
- S3 = 22–32



Installation considerations

- The socket (female) is connected to the cable running from starter device (image 1).
- The plug (male) is connected to the cable leading to motor (image 2).
- The clamping screw in the centre of the connector and the bushings of the cable must be tightened carefully, to keep the KARI PKL multi-pin connector completely watertight. The open bungs are tightened against each other (image 3).

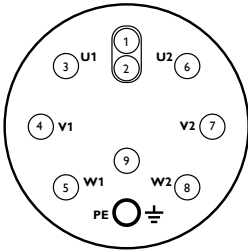


Image 1: Female




Image 3

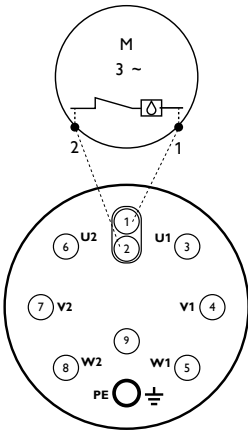


Image 2: Male





Kari-Finn Oy
Koneharjunkatu 1
FI-15850 LAHTI
Tel. +358 3 876 810
info@kari.fi
www.kari.fi



Kari-Finn Oy offers reliable devices for surface level monitoring and control with over 50 years of experience.

The KARI PKL suits all pump types

The KARI PKL makes design work easy for everyone involved in manufacturing or updating pump stations or wastewater and clean-water systems. It also provides a simple solution for installation and service companies that offer maintenance services for pump stations.

A safe solution for the switchboard

When you use the KARI PKL, there's no need to worry about the bushings of the switchboard: they don't need to be loosened when the pump is disconnected. There is no possibility of moisture or gases entering the switchboard. The system is always correctly reconnected to the electricity network, because there is no possibility of the pump's rotation direction changing. Installation is quick and easy also when you want to replace the pump's electrical solution without resorting to specialist assistance.



12427 | Sektori 08/2016

● Agents

● Head office